

MONTH OVERVIEW

Total Profit
%2398

Accuracy
%95

Win Trades

%2441

Total Win

41

of Trades

Loss Trades

-%43

Total Loss

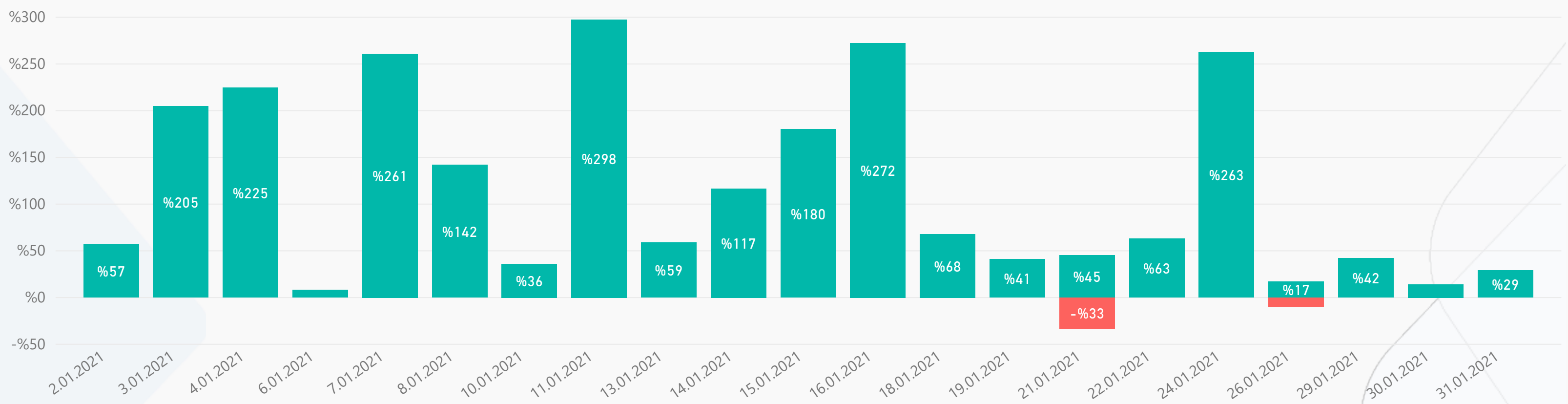
2

of Trades



WIN & LOSS CHART

Win/Loss ● Loss ● Win



TOP WIN & LOSS TRADES

| Date | Pair | Lev | Final Profit | Final Target | Tot. Dur. (days) |
|------------|-----------|-----|--------------|--------------|------------------|
| 24.01.2021 | AAVE/USDT | 10 | %262,8 | T04 | 2,2 |
| 11.01.2021 | XMR/USDT | 10 | %228,8 | T03 | 3,5 |
| 15.01.2021 | KAVA/USDT | 7 | %180,0 | T04 | 3,0 |
| 8.01.2021 | SXP/USDT | 5 | %141,9 | T05 | 4,0 |
| 16.01.2021 | YFI/USDT | 15 | %139,8 | T04 | 1,5 |

| Date | Pair | Trade Loss | Tot. Dur. (days) |
|------------|-----------|------------|------------------|
| 21.01.2021 | LINK/USDT | -%33,2 | 1,1 |
| 26.01.2021 | LINK/USDT | -%9,6 | 3,3 |



LIST OF ALL FUTURES TRADES

| Signal Date | Pair | Leverage | Buy Rate | Target 1 | Target 2 | Target 3 | Target 4 | Target 5 | Target 6 | Stop Loss | Final Profit/Loss | Total Duration (days) |
|-------------|------------|----------|------------|------------|------------|------------|------------|------------|----------|------------|-------------------|-----------------------|
| 28.12.2020 | ETC/USDT | 10 | 6.1750 | 6.3251 | 6.5993 | | | | | 5.4321 | %68,7 | 7,2 |
| 2.01.2021 | BTC/USDT | 15 | 30820.0000 | 31353.0000 | 31985.0000 | | | | | 30170.0000 | %56,7 | 1,1 |
| 2.01.2021 | DOGE/USDT | 10 | 0.0101 | 0.0095 | 0.0087 | 0.0079 | 0.0072 | | | 0.0110 | %136,0 | 1,0 |
| 3.01.2021 | KAVA/USDT | 5 | 1.2918 | 1.3262 | 1.3666 | 1.4129 | 1.4473 | 1.4729 | 1.5044 | 1.2268 | %82,3 | 1,6 |
| 4.01.2021 | DOGE/USDT | 15 | 0.0087 | 0.0081 | 0.0076 | 0.0070 | 0.0057 | | | 0.0098 | %96,3 | 1,0 |
| 4.01.2021 | RSR/USDT | 5 | 0.0287 | 0.0275 | 0.0263 | 0.0248 | 0.0263 | 0.0218 | | 0.0295 | %19,9 | 1,0 |
| 5.01.2021 | SXP/USDT | 5 | 0.7400 | 0.7610 | 0.7990 | 0.8390 | 0.9100 | 0.9500 | | 0.6870 | %141,9 | 4,0 |
| 6.01.2021 | LTC/USDT | 5 | 150.8600 | 164.2100 | 168.8700 | 176.5100 | 183.8900 | 189.8500 | | 149.9100 | %85,0 | 2,8 |
| 6.01.2021 | YFI/USDT | 10 | 24500.0000 | 24808.0000 | 25450.0000 | 26421.0000 | 27243.0000 | | | 22791.0000 | %112,0 | 1,8 |
| 7.01.2021 | BTC/USDT | 10 | 38100.0000 | 39000.0000 | 39950.0000 | | | | | 37064.0000 | %55,7 | 1,3 |
| 8.01.2021 | XMR/USDT | 10 | 149.5800 | 160.6300 | 168.9100 | 183.8000 | | | | 135.7800 | %228,8 | 3,5 |
| 9.01.2021 | ETH/USDT | 10 | 1275.0000 | 1321.0000 | 1401.0000 | 1485.0000 | | | | 1197.0000 | %36,1 | 1,2 |
| 11.01.2021 | BTC/USDT | 10 | 33062.0000 | 32508.0000 | 30788.0000 | 28755.0000 | 27348.0000 | 24780.0000 | | 35362.0000 | %68,8 | 1,1 |
| 13.01.2021 | AAVE/USDT | 10 | 129.0000 | 126.9400 | 122.1260 | 116.6120 | | | | 137.2680 | %53,3 | 1,1 |
| 13.01.2021 | ALGO/USDT | 5 | 4345.0000 | 4502.0000 | 4760.0000 | 5077.0000 | 5498.0000 | | | 3781.0000 | %132,7 | 4,3 |
| 13.01.2021 | KAVA/USDT | 7 | 1.5870 | 1.6930 | 1.8060 | 1.9040 | 1.9950 | | | 1.4770 | %180,0 | 3,0 |
| 13.01.2021 | XLM/USDT | 5 | 0.2970 | 0.3115 | 0.3260 | 0.3512 | 0.3795 | | | 0.2675 | %48,7 | 2,3 |
| 14.01.2021 | ETH/USDT | 10 | 1176.0000 | 1212.0000 | 1255.0000 | 1321.0000 | | | | 1116.0000 | %30,6 | 1,2 |
| 14.01.2021 | SUSHI/USDT | 10 | 5.5750 | 5.7470 | 5.9030 | 6.0270 | | | | 5.3010 | %30,9 | 1,1 |
| 15.01.2021 | YFI/USDT | 15 | 30550.0000 | 31174.0000 | 31806.0000 | 32437.0000 | 33397.0000 | | | 29218.0000 | %139,8 | 1,5 |
| 17.01.2021 | BTC/USDT | 5 | 35456.0000 | 37065.0000 | 37795.0000 | 38940.0000 | | | | 33546.0000 | %22,7 | 2,6 |
| 17.01.2021 | BZRX/USDT | 5 | 0.2894 | 0.3096 | 0.3382 | 0.3635 | 0.3869 | | | 0.2573 | %34,9 | 2,1 |
| 19.01.2021 | ETH/USDT | 15 | 1404.8000 | 1425.8500 | 1446.0000 | 1470.0000 | 1490.0000 | | | 1359.2500 | %22,5 | 1,1 |
| 20.01.2021 | ETH/USDT | 15 | 1328.9000 | 1345.7000 | 1369.1600 | 1397.4500 | 1431.9500 | | | 1270.4900 | %45,4 | 1,2 |
| 21.01.2021 | LINK/USDT | 10 | 20.4900 | 20.8400 | 21.2400 | 21.6800 | | | | 19.8100 | -%33,2 | 1,1 |
| 22.01.2021 | BTC/USDT | 5 | 32798.0000 | 33507.0000 | 34401.0000 | | | | | 31530.0000 | %10,8 | 1,2 |
| 23.01.2021 | AAVE/USDT | 10 | 213.5500 | 224.8600 | 239.6500 | 257.0500 | 269.6700 | | | 189.1800 | %262,8 | 2,2 |
| 26.01.2021 | DOT/USDT | 7 | 16.7300 | 16.3200 | 15.6700 | 15.0500 | | | | 17.5800 | %17,2 | 1,1 |
| 28.01.2021 | ETH/USDT | 5 | 1323.9400 | 1355.9400 | 1392.5500 | 1435.0900 | | | | 1268.8700 | %42,0 | 1,9 |
| 30.01.2021 | AAVE/USDT | 5 | 311.1500 | 319.9400 | 330.1700 | 344.7400 | 357.8300 | 374.2000 | | 294.2000 | %14,1 | 1,1 |



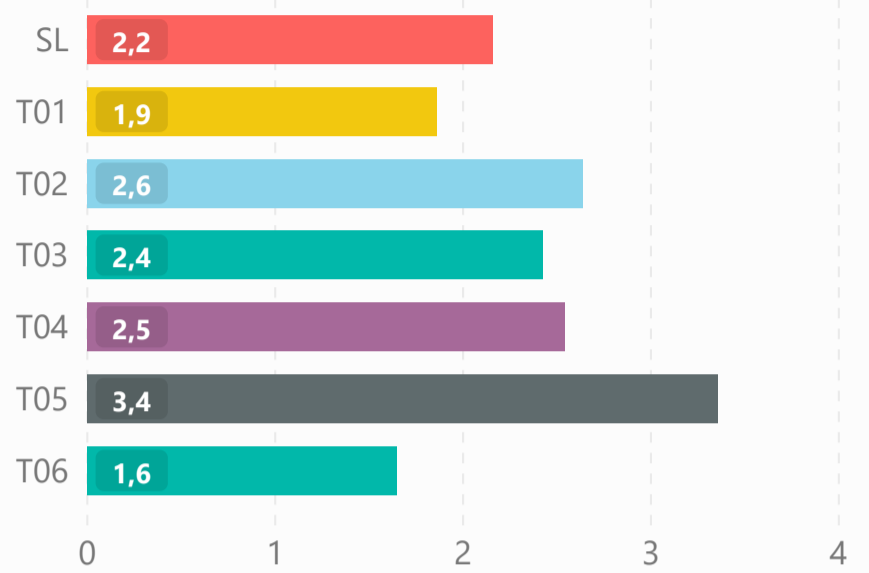
LIST OF ALL SPOT TRADES

| Signal Date | Pair | Leverage | Buy Rate | Target 1 | Target 2 | Target 3 | Target 4 | Target 5 | Target 6 | Stop Loss | Final Profit/Loss | Total Duration (days) |
|-------------|-----------|----------|------------|------------|------------|------------|------------|------------|------------|------------|-------------------|-----------------------|
| 31.12.2020 | LTC/USDT | 1 | 130.0000 | 135.3800 | 139.4600 | 147.8200 | 155.9800 | 163.9400 | | 119.2600 | %26,1 | 4,5 |
| 5.01.2021 | ALGO/USDT | 1 | 4826.0000 | 4991.0000 | 5225.0000 | 5661.0000 | 5975.0000 | 6379.0000 | | 4374.0000 | %8,3 | 1,9 |
| 6.01.2021 | DATA/BTC | 1 | 0.00000130 | 0.00000165 | 0.00000198 | 0.00000258 | 0.00000311 | 0.00000369 | 0.00000491 | 0.00000075 | %52,3 | 17,2 |
| 6.01.2021 | ETH/USDT | 1 | 1155.6100 | 1204.1800 | 1250.7300 | 1333.4900 | 1400.7200 | | | 1071.3200 | %8,2 | 2,1 |
| 13.01.2021 | LUNA/USDT | 1 | 0.8418 | 0.8692 | 0.8960 | 0.9227 | 0.9591 | | | 0.7944 | %6,4 | 2,0 |
| 13.01.2021 | REN/BTC | 1 | 0.00001139 | 0.00001201 | 0.00001287 | 0.00001420 | 0.00001514 | 0.00001690 | | 0.00001034 | %5,4 | 1,3 |
| 13.01.2021 | RSR/USDT | 1 | 124.0000 | 137.0000 | 149.0000 | 164.0000 | 177.0000 | 190.0000 | | 96.0000 | %10,5 | 6,1 |
| 14.01.2021 | DREP/USDT | 1 | 0.0041 | 0.0043 | 0.0047 | 0.0051 | 0.0054 | | | 0.0037 | %5,9 | 6,2 |
| 17.01.2021 | ETH/USDT | 1 | 1244.1000 | 1328.8800 | 1402.0000 | 1496.0000 | 1610.0000 | | | 1098.0000 | %12,7 | 3,0 |
| 23.01.2021 | LINK/USDT | 1 | 25.3000 | 26.4300 | 27.8900 | 29.8200 | | | | 22.8600 | -%9,6 | 3,3 |
| 30.01.2021 | SRM/BTC | 1 | 0.00005814 | 0.00005963 | 0.00006141 | 0.00006340 | 0.00006493 | | | 0.00005496 | %11,7 | 1,9 |
| 31.01.2021 | ZIL/USDT | 1 | 0.0765 | 0.0808 | 0.0845 | 0.0883 | 0.0926 | | | 0.0695 | %5,5 | 1,2 |

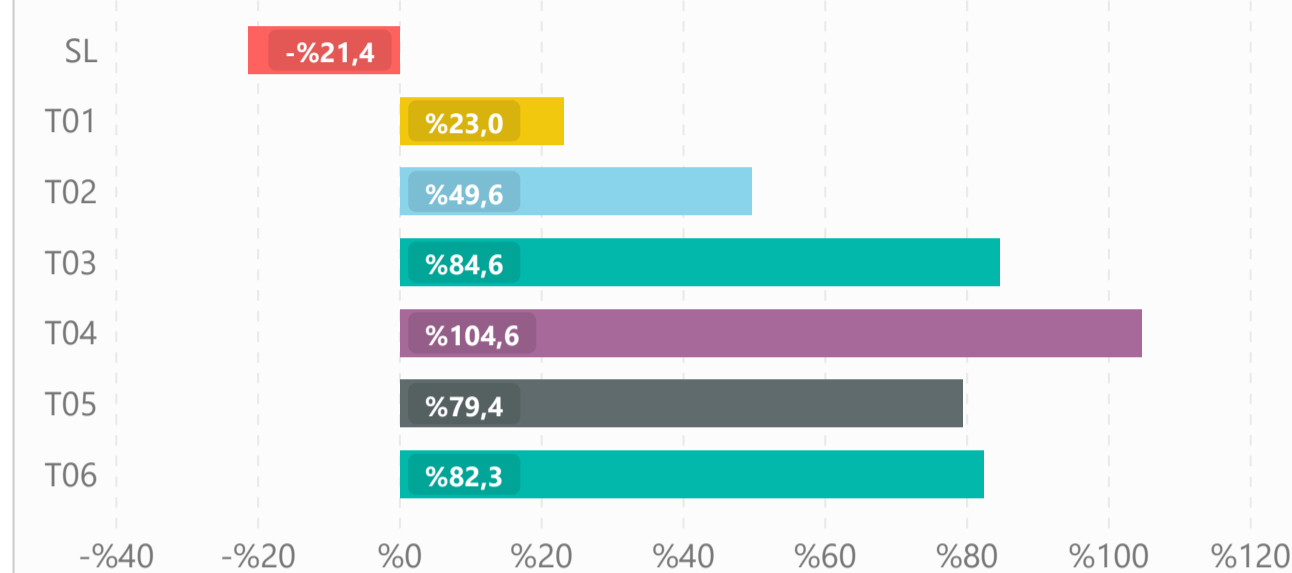


1) DETAILED STATS OF TARGETS (T1, T2, T3 etc.)

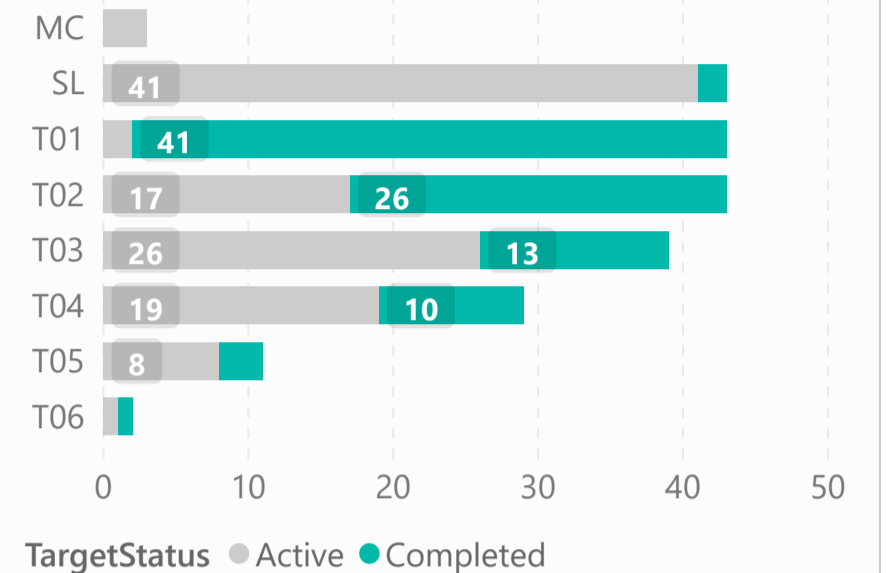
AVERAGE DAYS TO HIT TARGETS



AVERAGE PROFIT PER TARGET



INDIVIDUAL TARGETS STATUS



2) TARGET DURATION vs PROFIT/LOSS SCATTER CHART

Targets ● SL ● T01 ● T02 ● T03 ● T04 ● T05 ● T06

