

MONTH OVERVIEW

Total Profit
%1053

Accuracy
%63

Win Trades

%1381

Total Win

31

of Trades

Loss Trades

-%327

Total Loss

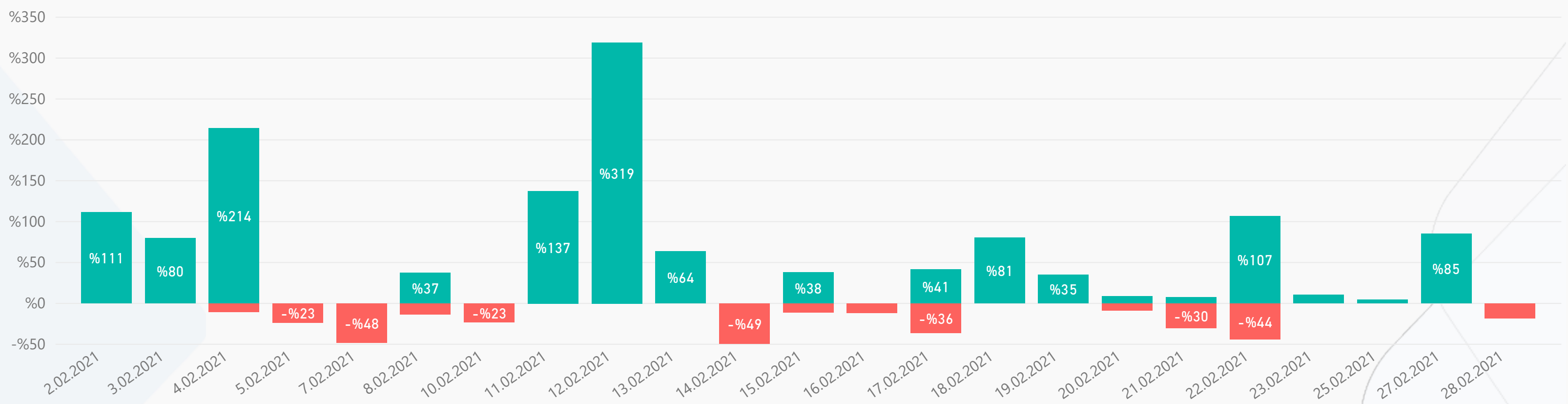
18

of Trades



WIN & LOSS CHART

Win/Loss ● Loss ● Win



TOP WIN & LOSS TRADES

Date	Pair	Lev	Final Profit	Final Target	Tot. Dur. (days)
12.02.2021	DATA/BTC	1	%183,8	T05	37,8
12.02.2021	XTZ/USDT	5	%135,2	T04	3,9
4.02.2021	AAVE/USDT	5	%121,4	T04	2,4
2.02.2021	ETH/USDT	10	%97,4	T03	1,9
11.02.2021	KAVA/USDT	1	%87,0	T05	12,8

Date	Pair	Trade Loss	Tot. Dur. (days)
14.02.2021	TRX/USDT	-%49,2	1,8
17.02.2021	DASH/USDT	-%36,2	1,5
21.02.2021	LTC/USDT	-%30,4	2,5
7.02.2021	BTC/USDT	-%25,9	1,6
5.02.2021	ZIL/USDT	-%23,3	1,3



LIST OF ALL FUTURES TRADES

Signal Date	Pair	Lev.	Buy Rate	Target 1	Target 2	Target 3	Target 4	Target 5	Target 6	Manual Close	Stop Loss	Final P/L	Total Duration (days)
1.02.2021	ETH/USDT	10	1350.7700	1358.5200	1420.9200	1482.3100					1286.2900	%97,4	1,9
1.02.2021	YFI/USDT	5	30925.0000	31918.0000	33050.0000	34069.0000	35087.0000				28975.0000	%67,3	3,3
2.02.2021	AAVE/USDT	5	298.7600	310.3800	329.9500	349.5200	371.3000				275.5800	%121,4	2,4
2.02.2021	RSR/USDT	7	3901.0000	4036.0000	4190.0000	4318.0000	4438.0000				3649.0000	%51,9	1,5
5.02.2021	ZIL/USDT	5	0.0841	0.0871	0.0917	0.0958	10000.0000			0.0802	0.0775	-%23,3	1,3
6.02.2021	BTC/USDT	10	40164.0000	40998.0000	41831.0000	42790.0000					39123.0000	-%25,9	1,6
8.02.2021	TRX/USDT	10	0.0375	0.0388	0.0408	0.0439				0.0370	0.0354	-%13,3	1,1
9.02.2021	ETH/USDT	5	1821.0000	1925.0000	2099.0000	2290.0000	2482.0000			1737.6000	1630.0000	-%22,9	2,2
9.02.2021	XTZ/USDT	5	3.5500	3.6500	3.8900	4.1500	4.5100				3.2500	%135,2	3,9
13.02.2021	TRX/USDT	5	0.0610	0.0650	0.0700	0.0760					0.0550	-%49,2	1,8
15.02.2021	BTC/USDT	10	48824.0000	49215.0000	49606.0000	50030.0000					48259.0000	-%11,6	1,2
16.02.2021	DASH/USDT	5	243.3500	231.0400	219.1400	206.4200					260.9900	-%36,2	1,5
19.02.2021	LTC/USDT	5	240.0000	248.7000	258.6200						225.4200	-%30,4	2,5
21.02.2021	SUSHI/USDT	7	17.1600	16.6000	15.9600	15.1300					18.1300	%82,8	2,0
22.02.2021	BTC/USDT	10	54141.0000	55026.0000	56704.0000	58260.0000	59726.0000			53725.4500	51455.0000	-%7,7	1,0
23.02.2021	BTC/USDT	3	47287.0000	45665.0000	43959.0000	41588.0000					50199.0000	%10,3	1,0
26.02.2021	ADA/USDT	5	1.2800	1.3100	1.4000	1.5000	1.6000				1.0900	%46,9	1,5



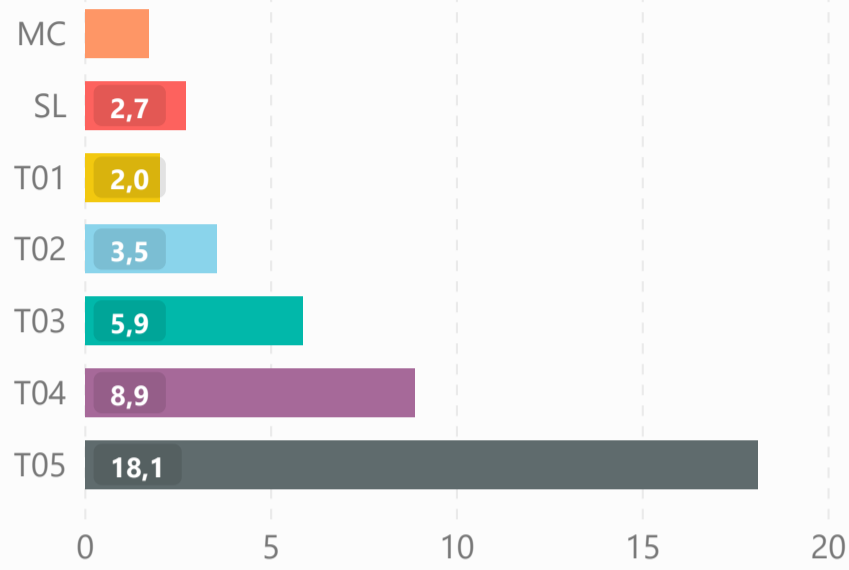
LIST OF ALL SPOT TRADES

Signal Date	Pair	Lev.	Buy Rate	Target 1	Target 2	Target 3	Target 4	Target 5	Target 6	Manual Close	Stop Loss	Final P/L	Total Duration (days)
6.01.2021	DATA/BTC	1	0.00000130	0.00000165	0.00000198	0.00000258	0.00000311	0.00000369	0.00000491		0.00000075	%183,8	37,8
30.01.2021	KAVA/USDT	1	2.3100	2.6200	2.9400	3.4900	3.8900	4.3200			1.8200	%87,0	12,8
1.02.2021	DOCK/USDT	1	0.0242	0.0251	0.0264	0.0279	0.0294	0.0310			0.0213	%28,1	3,7
1.02.2021	MKR/USDT	1	1549.0000	1615.0000	1714.0000	1819.0000	1941.0000				1386.0000	%25,3	4,9
1.02.2021	SRM/BTC	1	0.00007250	0.00007700	0.00008252	0.00008773	0.00009370				0.00006344	%29,2	11,0
2.02.2021	DLT/BTC	1	0.00000228	0.00000260	0.00000305	0.00000350	0.00000389				0.00000176	%14,0	1,0
2.02.2021	KMD/USDT	1	0.7586	0.8005	0.8540	0.9183	0.9875			0.7081	0.6836	-%6,7	2,8
3.02.2021	RLC/USDT	1	1.3920	1.4460	1.5200	1.6100	1.6800			1.3392	1.2500	-%3,8	1,8
5.02.2021	DOCK/USDT	1	0.0336	0.0364	0.0399	0.0443	0.0480				0.0291	-%13,6	3,1
5.02.2021	MATIC/USDT	1	0.0503	0.0541	0.0597	0.0638	0.0691				0.0452	%37,3	4,3
6.02.2021	ETC/USDT	1	8.8300	9.2700	9.9200	10.9500	12.0300				8.0800	-%8,5	2,3
8.02.2021	KSM/USDT	1	130.8900	140.2600	154.0900	165.8100	180.5800				115.1900	%38,0	7,8
8.02.2021	ONT/USDT	1	0.7900	0.9100	1.0900	1.2400	1.4000	1.5700			0.6500	%57,0	5,3
8.02.2021	THETA/USDT	1	2.8000	2.9900	3.2400	3.5100	3.7800				2.5000	%35,0	12,5
8.02.2021	XMR/USDT	1	157.0900	163.5100	171.1900	181.2000	190.4500				144.3200	%21,2	4,3
11.02.2021	ETH/USDT	1	1867.0000	1958.0000	2099.0000	2290.0000	2482.0000				1657.0000	-%11,2	4,4
12.02.2021	BNT/USDT	1	3.4500	3.8400	4.2600	4.7900					2.8700	%38,8	6,5
12.02.2021	LTC/USDT	1	193.5100	206.1800	228.4300	252.0500					175.0300	%6,5	2,0
16.02.2021	LUNA/USDT	1	6.2500	6.7800	7.3800	8.1300	8.9600				5.2500	%18,1	2,2
17.02.2021	CAKE/BUSD	1	8.6300	9.0000	9.7200	10.6400					7.8600	%23,3	1,3
17.02.2021	XTZ/USDT	1	943.0000	999.0000	1048.0000	1108.0000	1144.0000				862.0000	-%8,6	3,5
17.02.2021	YFI/USDT	1	44164.0000	45960.0000	48025.0000	50670.0000	52939.0000	55848.0000			39729.0000	%8,7	4,2
18.02.2021	CELO/USDT	1	5.4100	5.9100	6.5700	7.1300					4.4100	%21,4	1,1
18.02.2021	DOGE/USDT	1	0.0572	0.0640	0.0725	0.0819	0.0962				0.0463	-%19,1	4,8
18.02.2021	SKY/BTC	1	0.00006091	0.00007328	0.00009241	0.00011270	0.00012839				0.00004323	%20,3	1,2
19.02.2021	YFII/USDT	1	3617.0000	4280.0000	5175.0000	6159.0000	6822.0000	7770.0000			2988.0000	-%17,4	3,5
20.02.2021	OCEAN/USDT	1	1.2300	1.3200	1.4600	1.6000	1.7600				1.0600	%7,3	2,0
21.02.2021	FTM/USDT	1	0.0003	0.0004	0.0005	0.0006	0.0007	0.0008			0.0002	%23,9	1,7
24.02.2021	ADA/USDT	1	2151.0000	2331.0000	2548.0000	2770.0000					1821.0000	%28,8	3,8
24.02.2021	LTC/USDT	1	3723.0000	3899.0000	4304.0000	4599.0000					3404.0000	%4,7	2,1
26.02.2021	1INCH/BTC	1	0.00010796	0.00011995	0.00013523	0.00014812	0.00016011				0.00008848	-%18,0	2,5
26.02.2021	EGLD/USDT	1	129.3800	141.6900	160.7300	179.3800	198.4400				106.4900	%9,5	1,7

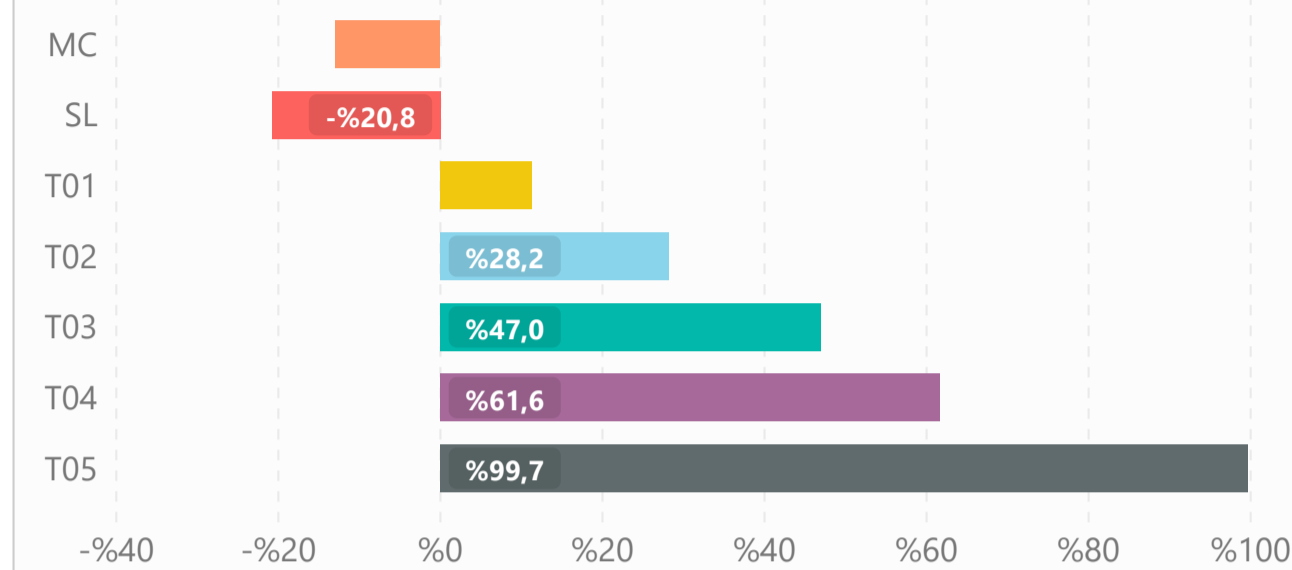


1) DETAILED STATS OF TARGETS (T1, T2, T3 etc.)

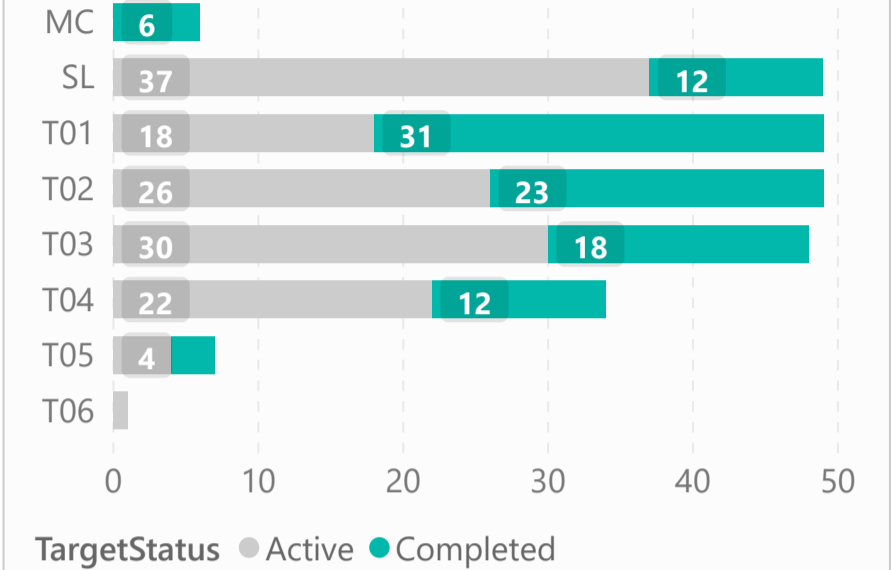
AVERAGE DAYS TO HIT TARGETS



AVERAGE PROFIT PER TARGET



INDIVIDUAL TARGETS STATUS



2) TARGET DURATION vs PROFIT/LOSS SCATTER CHART

Targets ● MC ● SL ● T01 ● T02 ● T03 ● T04 ● T05

