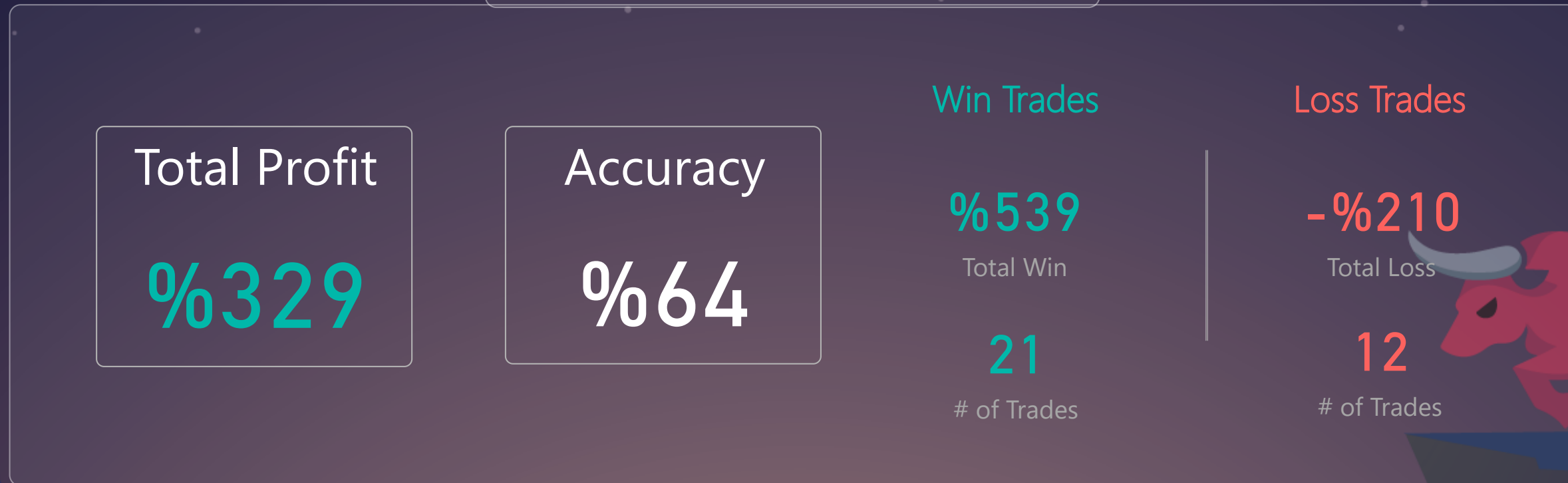
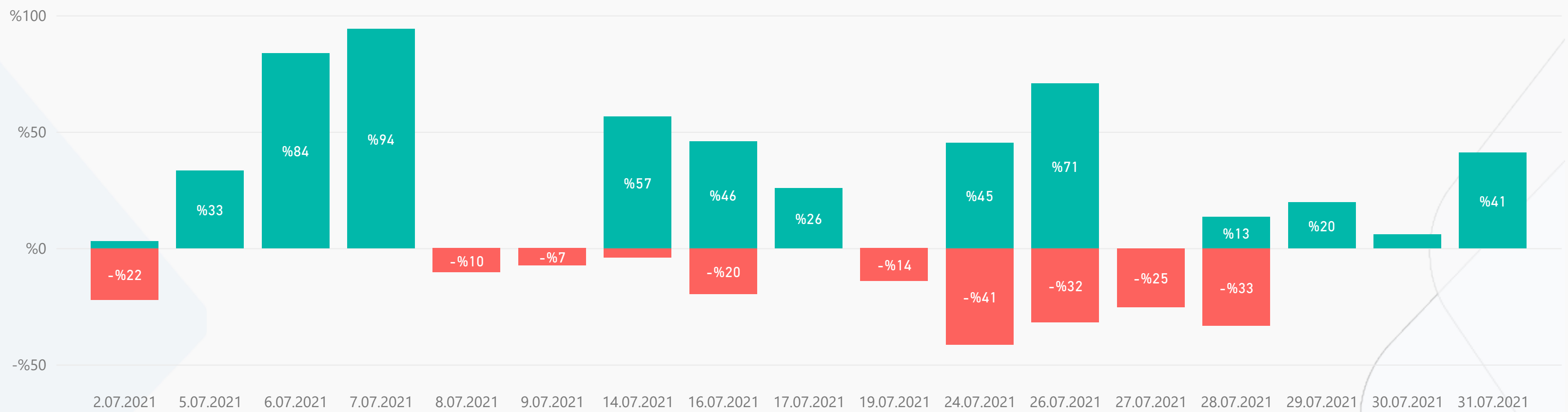


## MONTH OVERVIEW



## WIN & LOSS CHART

Win/Loss ● Loss ● Win



## TOP WIN & LOSS ORDERS

Date	Pair	Lev	Final Profit	Final Target	Tot. Dur. (days)
6.07.2021	NKN/USDT	10	%71,8	T03	0,5
14.07.2021	ETH/USDT	5	%56,6	T03	5,7
7.07.2021	ALICE/USDT	1	%56,4	T05	3,6
26.07.2021	BTC/USDT	7	%45,3	T04	1,3
31.07.2021	RLC/USDT	1	%41,0	T03	3,4

Date	Pair	Trade Loss	Tot. Dur. (days)
28.07.2021	ALPHA/USDT	-%33,4	0,0
27.07.2021	BTC/USDT	-%25,3	0,1
24.07.2021	BTC/USDT	-%22,5	4,3
26.07.2021	ADA/USDT	-%22,4	0,1
2.07.2021	GTC/USDT	-%22,2	1,1



## LIST OF ALL FUTURES TRADES

Signal Date	Pair	Lev.	Buy Rate	Target 1	Target 2	Target 3	Target 4	Target 5	Target 6	Manual Close	Stop Loss	Final P/L	Total Duration (days)
1.07.2021	GTC/USDT	3	7.0200	7.4000	7.5500	7.7000	7.9000	8.1000	8.3000		6.5000	-%22,2	1,1
1.07.2021	LTC/USDT	3	137.0000	139.2300	142.0600	144.4900	147.0000	150.0000	155.0000		128.0000	%21,9	3,5
5.07.2021	NKN/USDT	10	209.0000	213.0000	218.0000	224.0000	0.0000	0.0000	0.0000		198.0000	%71,8	0,5
8.07.2021	ADA/USDT	2	1.3200	1.2800	1.2100	1.1500	1.0800	0.0000	0.0000		1.4300	%25,8	8,4
8.07.2021	DOGE/USDT	1	204.0000	194.0000	182.0000	166.0000	0.0000	0.0000	0.0000		219.0000	-%7,4	0,7
8.07.2021	ETH/USDT	5	2112.0000	2060.0000	1987.0000	1873.0000	0.0000	0.0000	0.0000		2239.0000	%56,6	5,7
8.07.2021	ETH/USDT	5	2112.0000	2060.0000	1987.0000	1873.0000	0.0000	0.0000	0.0000	2155.9000	2239.0000	-%10,4	0,0
15.07.2021	ALPHA/USDT	5	0.5600	0.5880	0.6060	0.6300	0.0000	0.0000	0.0000		0.5300	%25,0	0,3
15.07.2021	AXS/USDT	1	25.9900	24.0300	23.0300	21.6800	20.8900	19.6800	0.0000		29.3700	%11,4	0,3
16.07.2021	ALICE/USDT	2	6.3400	6.6400	6.9500	7.3000	7.6800	8.0700	8.4400		5.5400	%9,5	0,2
18.07.2021	SXP/USDT	2	1.7000	1.8200	1.9200	2.0200	2.1100	2.2200	0.0000		1.5800	-%14,1	0,9
19.07.2021	BTC/USDT	2	29924.0000	29017.0000	27324.0000	25878.0000	24599.0000	22116.0000	20349.0000		33290.0000	-%22,5	4,3
23.07.2021	BTC/USDT	7	32072.0000	31664.0000	31207.0000	30806.0000	30423.0000	0.0000	0.0000		32937.0000	-%18,9	0,2
23.07.2021	ETC/USDT	3	44.9500	46.2800	48.0200	50.2800	54.5800	57.0600	60.9300		41.5700	%35,6	1,0
24.07.2021	BTC/USDT	7	34280.0000	34748.0000	35326.0000	35936.0000	36498.0000	0.0000	0.0000		33171.0000	%45,3	1,3
26.07.2021	ADA/USDT	5	1.3400	1.3900	1.4300	1.4600	1.5000	1.5400	1.6000		1.2800	-%22,4	0,1
26.07.2021	BTC/USDT	3	40259.0000	41283.0000	42615.0000	44765.0000	46302.0000	48760.0000	51060.0000		36867.0000	-%25,3	0,1
27.07.2021	BTC/USDT	2	37980.0000	38724.0000	39431.0000	40528.0000	41979.0000	43077.0000	44044.0000		35431.0000	%13,4	1,0
28.07.2021	ALPHA/USDT	2	0.7400	0.6600	0.6930	0.7370	0.7860	0.8240	0.0000	0.6165	0.5640	-%33,4	0,0
29.07.2021	BTC/USDT	5	39291.0000	38827.0000	38315.0000	37770.0000	36988.0000	36505.0000	0.0000		41168.0000	%5,9	0,5



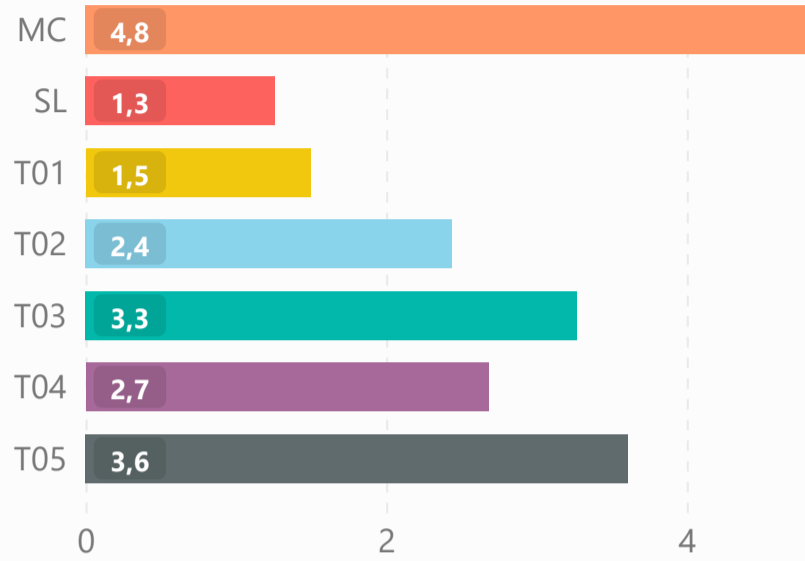
## LIST OF ALL SPOT TRADES

Signal Date	Pair	Lev.	Buy Rate	Target 1	Target 2	Target 3	Target 4	Target 5	Target 6	Manual Close	Stop Loss	Final P/L	Total Duration (days)
28.06.2021	ETH/BTC	1	0.05990000	0.06190000	0.06460000	0.06680000	0.07000000				0.05460000	%11,5	7,0
28.06.2021	SXP/USDT	1	1.9200	2.0200	2.1600	2.2200	2.3800	2.5800	2.8000		1.4000	%12,5	8,4
1.07.2021	BNB/BTC	1	0.00000851	0.00000877	0.00000911	0.00000993	0.00000980	0.00001064	0.00001150		0.00000765	%3,1	0,2
2.07.2021	BLZ/USDT	1	0.1420	0.1610	0.1780	0.1980	0.2270	0.2710	0.3160		0.1020	%25,4	4,9
2.07.2021	MATIC/USDT	1	1.0433	1.2500	1.4300	1.6000	1.8200	2.0300	2.2100	0.8376	0.7600	-%19,7	14,5
3.07.2021	ALICE/USDT	1	4.1500	4.5900	4.9900	5.4500	6.0300	6.4900	6.9700		3.0200	%56,4	3,6
4.07.2021	CAKE /BTC	1	0.00004042	0.00004231	0.00004390	0.00004528	0.00004816	0.00005061	0.00005340		0.00003530	%12,0	1,4
12.07.2021	WAVES/BTC	1	0.00042280	0.00042630	0.00043210	0.00043940	0.00044860	0.00045760			0.00040570	-%4,0	1,5
15.07.2021	ADA/USDT	1	1.1400	1.4300	1.5400	1.7100	1.8000	1.9300			0.9400	%25,4	10,3
23.07.2021	CFX/BTC	1	0.00000650	0.00000687	0.00000723	0.00000759	0.00000828	0.00000918			0.00000588	-%9,5	2,4
23.07.2021	ENJ/BTC	1	0.00003647	0.00003792	0.00004004	0.00004199	0.00004466				0.00003234	%9,8	0,4
25.07.2021	ZRX/BTC	1	0.64800000	0.69000000	0.72300000	0.77600000	0.82800000	0.85600000	0.90300000		0.57100000	%19,8	4,2
27.07.2021	RLC/USDT	1	2.5950	3.0000	3.3300	3.6600	4.0800	4.5400	5.0100		2.1000	%41,0	3,4

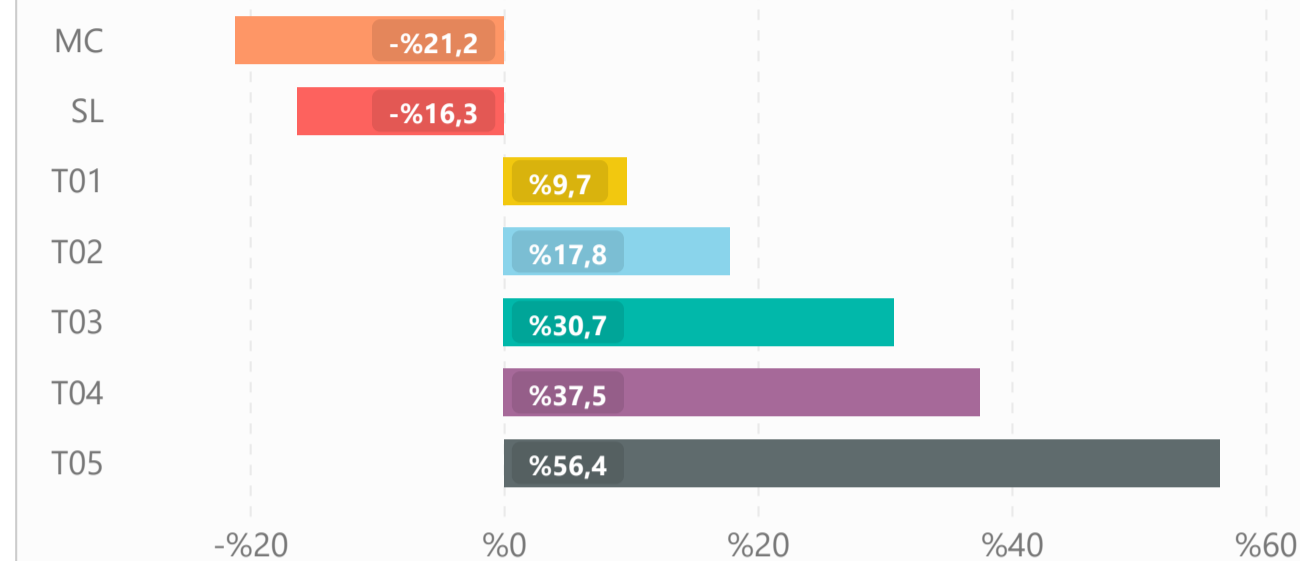


# 1) DETAILED STATS OF TARGETS (T1, T2, T3 etc.)

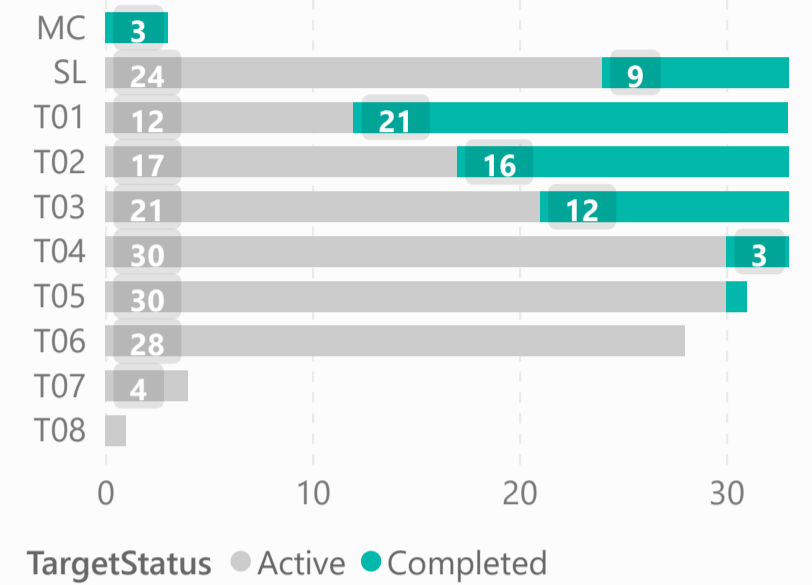
### AVERAGE DAYS TO HIT TARGETS



### AVERAGE PROFIT PER TARGET



### INDIVIDUAL TARGETS STATUS



# 2) TARGET DURATION vs PROFIT/LOSS SCATTER CHART

Targets ● MC ● SL ● T01 ● T02 ● T03 ● T04 ● T05

