

MONTH OVERVIEW

Total Profit

%1031

Accuracy

%87

Win Trades

%1109

Total Win

26

of Trades

Loss Trades

-%79

Total Loss

4

of Trades



BRIEF STATS PER CHANNEL

# of Win/Loss Trades	Loss	Win	Overall
Spot	1	14	15
Futures	3	12	15
Overall	4	26	30

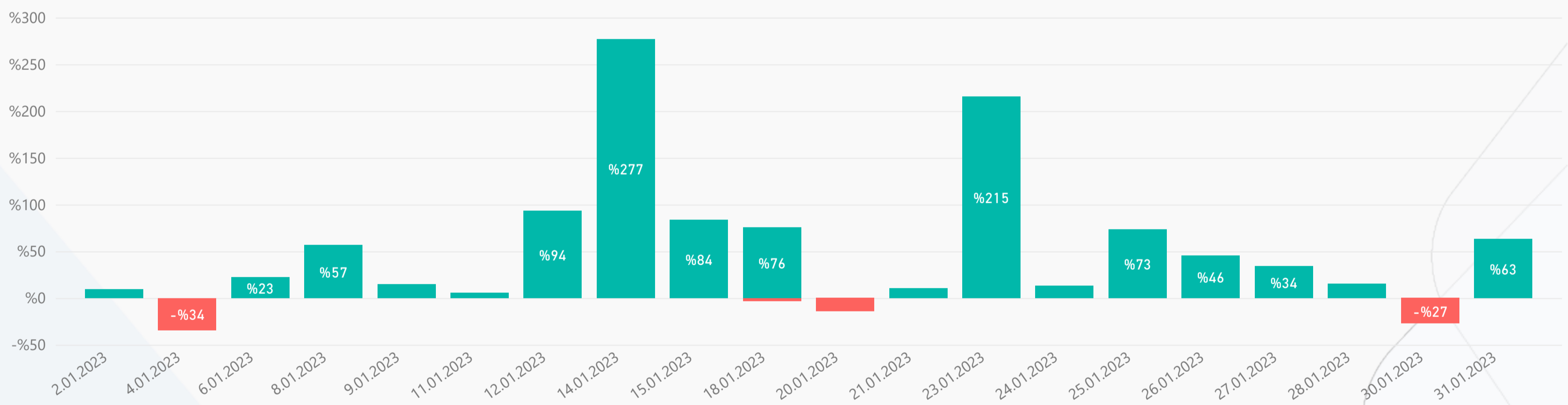
Success Rate	%
Spot	%93
Futures	%80
Overall	%87

Avg. P&L per Trade	Loss	Win
Spot	-%3,1	%20,3
Futures	-%25,2	%68,7



WIN & LOSS CHART

Win/Loss ● Loss ● Win



TOP WIN & LOSS ORDERS

Date	Pair	Market Lev.	Final Profit	Target	Tot. Dur. (days)
23.01.2023	NEAR/USDT	Futures 3	%183,0	T04	14,2
14.01.2023	NEO/USDT	Futures 10	%160,3	T04	12,1
12.01.2023	1INCH/USDT	Futures 10	%93,6	T04	16,5
15.01.2023	ROSE/USDT	Futures 3	%83,9	T04	6,9
25.01.2023	ANKR/USDT	Futures 3	%73,3	T04	3,5

Date	Pair	Channel	Trade Loss	Tot. Dur. (days)
4.01.2023	ETH/USDT	Futures	-%34,3	6,3
30.01.2023	KAVA/USDT	Futures	-%27,0	5,6
20.01.2023	BTC/USDT	Futures	-%14,2	1,3
18.01.2023	ZIL/USDT	Spot	-%3,1	0,8



LIST OF ALL FUTURES TRADES

Signal Date	Pair	Lev.	Buy Rate	Target 1	Target 2	Target 3	Target 4	Target 5	Target 6	Target 7	Stop Loss	Final P/L	Total Duration (Hours)
26.12.2022	1INCH/USDT	10	0.4005	0.4120	0.4230	0.4310	0.4380				0.3610	%93,6	395,89
28.12.2022	ETH/USDT	10	1211.5000	1166.0000	1075.0000	1004.0000	935.0000	880.0000			1253.0000	-%34,3	151,34
1.01.2023	NEO/USDT	10	6.3580	6.6790	6.9280	7.1550	7.3770				5.8320	%160,3	291,21
4.01.2023	ETC/USDT	3	19.3350	18.7600	17.8800	17.5900	17.2700	16.3900	15.9200		20.1000	%22,6	48,34
4.01.2023	OCEAN/USDT	3	0.1729	0.1763	0.1820	0.1875	0.1939	0.2055			0.1549	%56,6	82,82
8.01.2023	ROSE/USDT	3	0.0387	0.0407	0.0430	0.0464	0.0495	0.0523	0.0547		0.0326	%83,9	164,84
8.01.2023	TOMO/USDT	3	0.2836	0.2912	0.2974	0.3038	0.3183	0.3331	0.3429		0.2487	%14,6	16,05
9.01.2023	NEAR/USDT	3	1.6360	1.7800	1.9300	2.2470	2.6340	2.9660	3.2350		1.1570	%183,0	340,49
19.01.2023	BTC/USDT	3	20906.5000	20380.0000	19926.0000	19000.0000	18159.0000				21894.0000	-%14,2	30,33
21.01.2023	ANKR/USDT	3	0.0243	0.0264	0.0276	0.0288	0.0302	0.0316			0.0208	%73,3	83,76
24.01.2023	APE/USDT	1	5.6400	6.3800	7.6100	8.8900	10.6900	16.7000	18.8400	23.6000	4.0200	%13,1	15,52
24.01.2023	BAND/USDT	3	1.9510	2.1831	2.3618	2.5038	2.7284	2.9254	3.2279		1.6180	%63,2	164,03
24.01.2023	GMT/USDT	3	0.5732	0.6603	0.7379	0.8010	0.9005	0.9684	1.0533		0.4055	%45,6	51,49
25.01.2023	KAVA/USDT	3	1.0540	1.1610	1.1230	1.1350	1.4450				0.9590	-%27,0	133,62
26.01.2023	RSR/USDT	5	0.0045	0.0046	0.0046	0.0047	0.0048				0.0042	%15,3	34,84



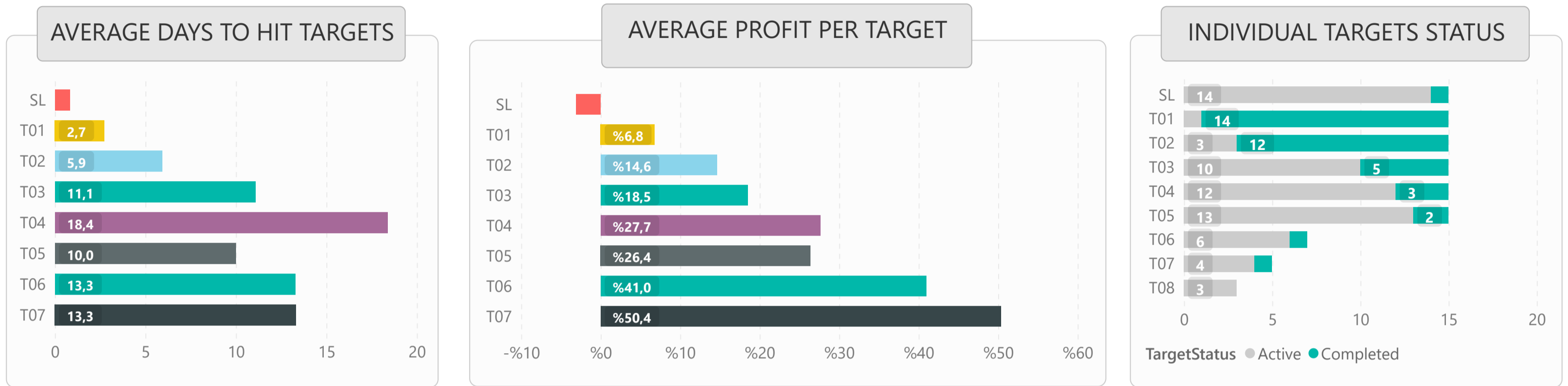
LIST OF ALL SPOT TRADES

Signal Date	Pair	Lev.	Buy Rate	Target 1	Target 2	Target 3	Target 4	Target 5	Target 6	Target 7	Stop Loss	Final P/L	Total Duration (days)
9.12.2022	RLC/USDT	1	1.1250	1.2214	1.3265	1.5403	1.6566	1.9465			0.6886	%47,3	35,7
30.12.2022	REQ/BTC	1	0.00000514	0.00000525	0.00000543	0.00000562	0.00000582	0.00000600			0.00000464	%5,6	11,8
2.01.2023	ILV/USDT	1	39.3500	40.2600	41.2800	42.9700	45.6000	48.1100			37.2800	%9,2	0,3
2.01.2023	XTZ/USDT	1	0.7400	0.8260	0.9280	1.1910	1.4350	1.6480	1.7830	1.9570	0.6200	%25,4	11,3
3.01.2023	CTSI/USDT	1	0.1060	0.1099	0.1143	0.1192	0.1233	0.1299			0.0918	%22,5	10,7
4.01.2023	BEAM/USDT	1	0.1087	0.1165	0.1252	0.1319	0.1381	0.1430	0.1553	0.1664	0.0977	%21,3	9,9
4.01.2023	SHIB/USDT	1	0.0000	0.0000	0.0000	0.0000	0.0000	0.0000	0.0000	0.0000	0.0000	%50,4	13,3
16.01.2023	THETA/USDT	1	0.9030	1.0180	1.0900	1.2770	1.3490	1.5160	1.6750		0.6440	%20,7	6,7
17.01.2023	LTC/USDT	1	85.7100	93.0700	98.1000	105.4600	113.0300	119.0200	126.7700	133.3600	71.0000	%8,6	5,8
17.01.2023	ZIL/USDT	1	0.0255	0.0290	0.0295	0.0301	0.0309	0.0324			0.0247	-%3,1	0,8
18.01.2023	GAL/USDT	1	1.8800	2.0740	2.3560	2.6380	3.1860	3.7310	4.2960		1.4300	%25,3	0,2
21.01.2023	HFT/USDT	1	0.4343	0.4578	0.4794	0.5107	0.5509	0.5956			0.3228	%10,4	0,1
23.01.2023	CTXC/USDT	1	0.2482	0.2561	0.2652	0.2768	0.2912	0.3062			0.2146	%3,2	0,1
23.01.2023	MOVR/USDT	1	8.2000	8.9600	9.6700	10.4100	11.2700	12.1400			5.7500	%17,9	4,2
27.01.2023	RUNE/USDT	1	1.8700	2.0000	2.1760	2.3810	2.6290	2.8050	2.9380	3.1290	1.4960	%16,4	0,2

TARGET STATS FOR SPOT TRADES

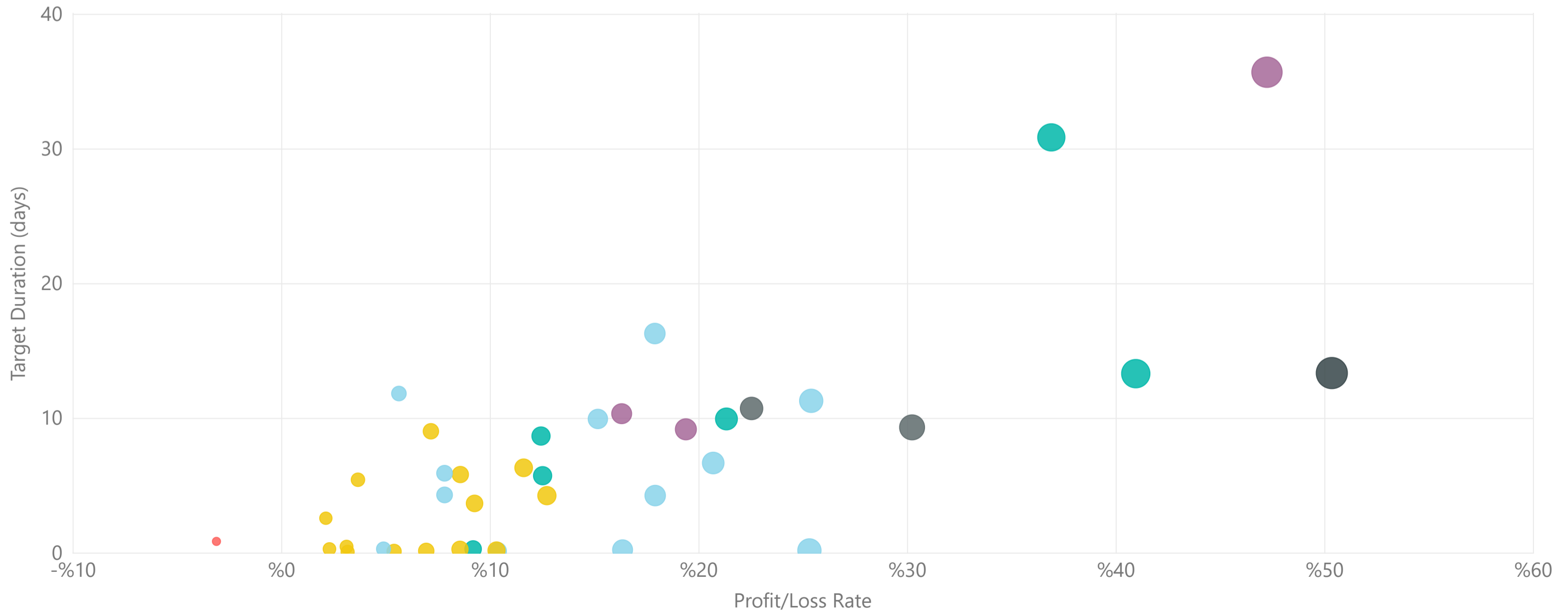


1) DETAILED STATS OF TARGETS (T1, T2, T3 etc.)



2) TARGET DURATION vs PROFIT/LOSS SCATTER CHART

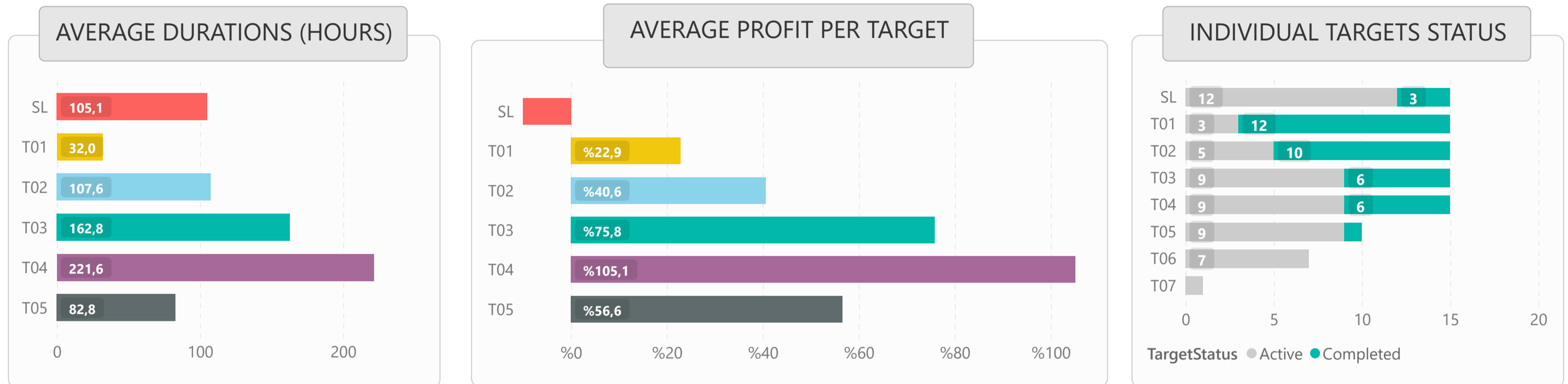
Targets ● SL ● T01 ● T02 ● T03 ● T04 ● T05 ● T06 ● T07



TARGET STATS FOR FUTURES TRADES



1) DETAILED STATS OF TARGETS (T1, T2, T3 etc.)



2) TARGET DURATION vs PROFIT/LOSS SCATTER CHART

